



Ending the Era of Ponzi Finance

John Mauldin | January 04, 2013

There is a level of (let's call it) discomfort among investors and business people everywhere I go in the world now. It is becoming increasingly palpable with each passing month. The overriding sentiment seems to be, "That which cannot be sustained will not be."

We live in a world that is premised on economic structures that are now unsustainable, and that is a word we are going to hear used more and more this year. *Unsustainable*. It will be a theme in my writing, not only in my annual forecast issue, which will be out in a few days, but throughout the year. But just because things are unsustainable does not mean the end of the world for you and me. It is just that our world will change. Our job is to make sure that we manage the transition.

Transition. That is another word we are going to see a lot this year and next. I am going to invest a great deal of my intellectual capital (meager as it is) in thinking about how we transition our lives (not just our investments!) through the Endgame of the biggest bubble in the history of the world, that of government debt and promises. That bubble is going to collapse, in one way or another. Our job is to make sure we are not in the vicinity of ground zero. Meanwhile, there are a lot of positive things happening that we do not want to miss while our governments are busy rearranging deck chairs and kicking cans.

In today's *Outside the Box*, the first of 2013, we'll look at the opening pages of an important paper written by Daniel Stelter of the Boston Consulting Group. I have his permission to send it on to you. At the end of the letter is a link to my site, where you can read the rest of the piece (his suggestions for government action) if you are interested. If you are not registered on Mauldin Economics, just put in your email address and then you'll have immediate access.

Warning: there are sections of Daniel's article that are not politically correct! I can guarantee you that you will not agree with all of his ten suggestions. Some will raise your blood pressure. But I suggest you read from the point of view of understanding just how difficult it will be to resolve the problems our governments have created.

Let me quote from Daniel's piece (emphasis mine):

No one knows how long the developed world's Ponzi scheme can go on without causing major social and economic breakdowns. As long as it does, however, economic uncertainty will remain high. One indicator of growing uncertainty is an index developed by economists Scott Baker and Nicholas Bloom, of Stanford University, and Steven Davis, of the University of Chicago. Their "economic policy

uncertainty index” shows not only that overall levels of uncertainty have risen since the financial crisis, but **also that this uncertainty is increasingly driven by political disputes over economic issues rather than by events** such as 9/11, for example, or military conflicts such as the First Gulf War. To the degree that politicians and other leaders fail to address the structural challenges described in this paper, the odds of economic paralysis go up. The underlying issues cannot be ignored any longer. The developed world faces a day of reckoning. It is time to act.

I will be with Dan in London in 10 days, along with my *Endgame* co-author, Jonathan Tepper, as well as Simon Hunt, Dylan Grice, and Anatole Kaletsky, among other notables. It will be an interesting discussion.

I am sitting in a rather idyllic setting as I think about unsustainability and transition. I am at Jon Sundt's Hollister Ranch home in the mountains overlooking the Channel Islands and the Pacific. It is remarkably beautiful and serene. I am glad he pays California taxes so I can come and enjoy this piece of heaven a few times a year. Jon is a world-class surfer (even at 50), and the surf the last few days has been huge. The best surf in California is arguably right down at the foot of the mountain here. But as with our global transition, to get from the top of the mountain, where all is calm and serene, down to the exciting edge between order and chaos where the surf rolls in, involves trekking over some narrow, twisty roads and rough terrain. If you have the right vehicle and know what you're doing, it's no problem. But you have to be careful on the hairpin turns, to make sure not only that you stay on the road but also that there is not someone coming the other way. Local knowledge is critical for a safe transition from the mountain to the beach. A rather fitting analogy for what we face in our lives.

I have been having serious hardware issues with my nearly new Hewlett-Packard laptop for the last few days, and it has again broken on me. I have a less-than-optimal workaround, but that might mean that this weekend's letter will be a day late, as I may have to finish it in Copenhagen, since I won't get new hardware till Sunday. We'll see.

Let me wish you a very Happy New Year. I will do what I can to help us all think through the issues we face, and I will even try to suggest a few solutions. Now, let's see what Dan has for us and mull over the Ponzi scheme that is government.

Your thinking about the road ahead analyst,

A handwritten signature in blue ink that reads "John Mauldin". The signature is stylized and cursive.

John Mauldin, Editor
Outside the Box

Ending the Era of Ponzi Finance

Ten Steps Developed Economies Must Take

Daniel Stelter, with contributions from Ralf Berger, Jendrik Odewald, and Dirk Schilder

January 2013

“Over a protracted period of good times, capitalist economies tend to move from a financial structure dominated by hedge finance units to a structure in which there is a large weight to units engaged in speculative and Ponzi finance. . . . The greater the weight of speculative and Ponzi finance, the smaller the overall margins of safety in the economy and the greater the fragility of the financial structure.”

Hyman Minsky, 1992

In 1920, an Italian immigrant to the U.S. by the name of Charles Ponzi created the scheme that would cause his name to live on in history. He announced an arbitrage business that would buy postal reply coupons in Italy and exchange them for stamps in the U.S., taking advantage of significant price differences due to high postwar inflation. He attracted investors by promising extraordinarily high returns—50 percent within 45 days. But instead of investing the money to buy the coupons and exchange them for stamps, he simply used the money of later investors to pay high returns to earlier investors, extracting huge profits along the way. By the time the fraud collapsed, investors had lost nearly \$20 million, the equivalent of about \$225 million in 2011 dollars. Such frauds have been known as Ponzi schemes ever since.

The second-biggest Ponzi scheme in recent history—organized by the New York hedge-fund manager Bernard Madoff—led to losses of approximately \$20 billion in 2008. The biggest, however, is still ongoing: the Ponzi scheme of the developed economies. It is not simply that the developed world has borrowed significantly from future wealth to fund today’s consumption, leading to huge burdens for the next generation.¹ It has also reduced the potential for future economic growth, making it more difficult for the next generation to deal with this legacy.

It may seem harsh or exaggerated to liken the current troubles of the developed economies to a Ponzi scheme. I do so deliberately to emphasize the scope and seriousness of the problem. Nearly five years after the financial crisis, the leaders of the developed world are far too complacent. Politicians and central bankers have continued to “kick the can down the road,” pursuing policies designed to postpone the day of reckoning and avoid telling the public the truth: that a sizable part of the debt will not be paid back in an orderly way.

Fortunately, there is still time to act. But leaders from all social sectors—government, business, organized labor, environmental and other stakeholder groups—need to act decisively and quickly in order to secure future economic prosperity, social cohesion, and political stability. It is in the nature of Ponzi schemes to collapse suddenly, without warning. No one knows what event may send the developed world and the global economy as a whole back into crisis.

This paper explores the causes and characteristics of the developed world’s Ponzi scheme and proposes ten steps that every developed economy will have to take to resolve it. All stakeholders will have to make sacrifices. Creditors will have to accept losses. The wealthy will have to pay more taxes. Wage earners will have to work longer and save more for their retirement. Public spending on social welfare will have to be cut, even as spending in new areas of social investment will have to be increased. Government will have to get smaller and more efficient. And because these problems don’t affect the developed economies alone but also global growth, the emerging economies will have to contribute to the solution by consuming more and exporting less.

Who pays and who benefits will be subjects of intense political controversy. How critical tradeoffs are managed will vary from country to country. But rather than address these issues, this publication simply aims to highlight

the painful dilemmas that the developed world faces, to define the necessary steps toward a genuine solution, and to create a sense of urgency for rapid action.

The Origins of the Ponzi Scheme

The developed world's Ponzi scheme is caused by record-high levels of public and private debt. And it is exacerbated by huge unfunded liabilities that will be impossible to pay off owing to long-term changes in developed-world demographics.

Record Levels of Private and Public Debt. Since the Second World War, debt levels in the developed economies have continually risen, with a notable increase since 1980. According to a study by the Bank for International Settlements (BIS), the combined debt of governments, private households, and nonfinancial companies in the 18 core countries of the OECD rose from 160 percent of GDP in 1980 to 321 percent in 2010. In real terms, after inflation is taken into account, governments have more than four times, private households more than six times, and nonfinancial companies more than three times the debt they had in 1980.²

There is, of course, nothing wrong with taking on debt, as long as that debt is invested to create additional economic growth. In recent decades, however, the vast majority of debt has not been used to increase future income but to consume, to speculate in stocks and real estate, and to pay the interest on previous debt. One indication of this trend: during the 1960s, each additional dollar of new credit in the U.S. led to 59 cents in new GDP; by the first decade of the new century, that same dollar of credit was producing just 18 cents in new GDP.

These rapidly rising debt-to-GDP levels are a sign of the growing share of what the late economist Hyman Minsky termed “Ponzi financing” in the global economy.³ Minsky distinguished three types of credit-based financing, determined by the financial strength of the debtor:

Hedge financing, in which the debtor has sufficient cash flow to pay interest and to pay back the principal.

Speculative financing, in which the debtor can service the loan—that is, he or she can pay the loan interest that is due but not repay the principal out of income cash flows. Therefore, the debtor needs to continuously roll over liabilities by contracting new debt in order to meet the obligations on maturing debt.

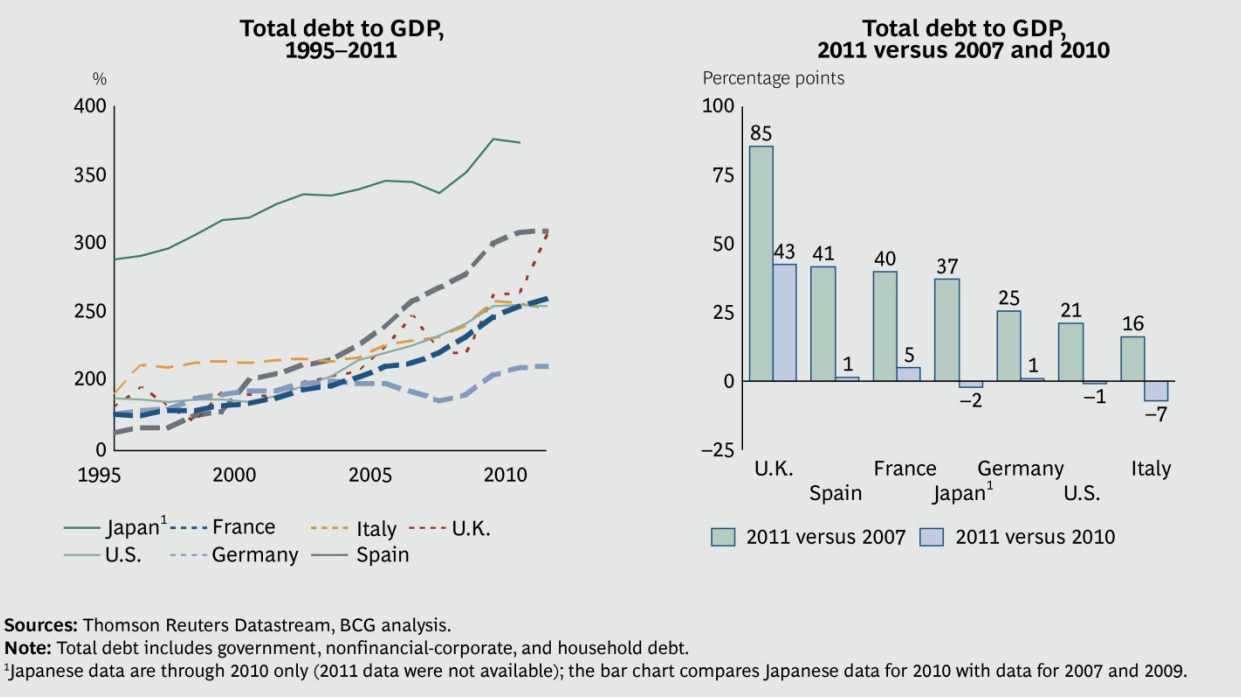
Ponzi financing, in which the debtor doesn't have enough cash flow to cover either the principal or the interest. While hoping that the asset will rise faster in value than the total financing cost, he or she must borrow even more to meet the interest payments. The ultimate goal is to be “bailed out” by selling the asset to the next buyer.

Today the developed world looks for a “next buyer” to take over its excessive debt load. Unfortunately, there is no such buyer in sight. The Ponzi scheme will have to be unwound.

How much money are we talking about? The amounts are extraordinary. The threshold for sustainable government debt is a debt-to-GDP ratio of roughly 60 percent. Applying that threshold to nonfinancial corporate debt and private-household debt as well gives an overall “sustainable debt-to-GDP ratio” of 180 percent. Currently, the amount of debt above that level is approximately \$11 trillion for the U.S. and €7.4 trillion for the Eurozone.⁴

Although it is nearly five years since the onset of the financial crisis, we are still just beginning to unwind these massive sums. So far, only Italy, Japan, and the U.S. have started to deleverage. (See Exhibit 1.) In the case of the U.S., this deleveraging of the private sector is mainly the result of defaults, not of actually paying back loans.⁵ Other highly indebted economies such as the U.K., Spain, and France are still piling up additional debt.

EXHIBIT 1 | Only Italy, Japan, and the U.S. Have Begun to Deleverage



Unfunded Liabilities. As bad as the excessive debt burden is, however, it is only part of the problem. The developed world’s Ponzi scheme is greatly exacerbated by the hidden liabilities of governments and companies, especially when it comes to age- or health-care-related spending.

The basic approach to paying for such costs has not changed much since the invention of social insurance by Germany’s Chancellor Bismarck in 1889: the younger generation pays for the older generation. Bismarck lived until 83, but such longevity was the exception at the time. The average life expectancy then was 37 years for men and 40 years for women, while insurance was paid only from the age of 70 onwards. Thus, relatively few workers could expect to enjoy payments from public insurance.

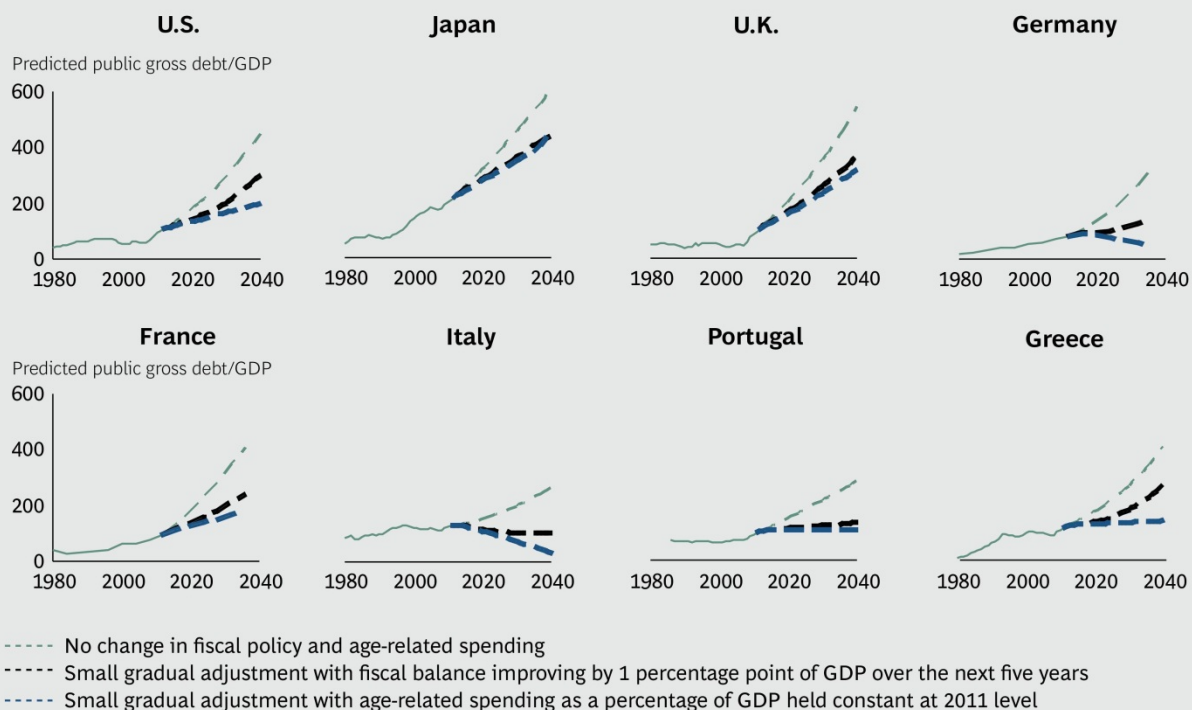
Over the past century, however, life expectancy has doubled and fertility rates have declined by more than half in the developed world. In 1880, the median fertility rate among women in today’s G-7 countries of Canada, France, Germany, Italy, Japan, the U.K., and the U.S. was 4.6; today, it is at or below the rate of natural reproduction of 2.1, with rates in Germany, Italy, and Japan as low as 1.4.⁶

At the same time, the retirement age has been lowered significantly—so much so that the number of retirees supported by the working population has grown precipitously. In Germany, the old-age dependency ratio (that is, the number of persons age 65 or above per 100 persons of working age) was 14 percent in 1950; it is 31 percent today.⁷ And it will increase to 57 percent by 2050. In other words, every retiree will need to be supported by fewer than two fully employed people. In Japan, the dependency ratio was only 8 percent in 1950; it is 35 percent today and will climb to 70 percent by 2050. By the end of this century, there will be at least a 50 percent dependency ratio in most developed countries. (See the sidebar “Would You Want to Pay?”)

The financial implications of this growing welfare burden are dramatic. According to another BIS study, even in a benign scenario in which current deficits were reduced to precrisis levels and age-related spending was frozen at current levels of GDP, public debt would continue growing at a significant rate.⁸ Only Germany and Italy would be able to stabilize their debt levels in such a scenario. (See Exhibit 2.) Nor are states and local governments immune. In the U.S., for example, one estimate puts the unfunded liabilities for city and state employees in the

neighborhood of \$3 trillion to \$4 trillion.⁹

EXHIBIT 2 | Drastic Measures Will Be Necessary to Check the Rapid Growth of Current and Future Liabilities



Source: Stephen G. Cecchetti, M.S. Mohanty, and Fabrizio Zampolli, "The Future of Public Debt: Prospects and Implications," BIS Working Paper No. 300, March 2010.

Private companies that provide fixed-benefit pensions are also confronting significant underfunding of their pension promises. In 2011, the S&P 500 companies had combined unfunded liabilities of more than \$500 billion; liabilities of the European Stoxx 600 were more than €300 billion.¹⁰ For some companies, unfunded liabilities are equivalent to more than 50 percent of their market capitalization. In the current environment, it is highly unlikely that larger investment returns will automatically solve the problem. Such companies will have to fund the gap out of current cash flow, cut their liabilities by offering diminished lump-sum buyouts (as GM and Ford have recently done)—or partially renege on their promises, as the public sector will inevitably do.¹¹

Meanwhile, private households have relied too long on rising home-asset prices and the promises of politicians and corporate managers instead of putting aside dedicated funds for retirement. In some countries, private households need to deleverage precisely at a time when they should be building up assets for the future. What's more, the aggressive monetary policies of the leading central banks, designed to stimulate economic growth, have had the perverse side effect of reducing interest income and expected future returns as asset values become inflated, forcing households to increase their savings even more.

A Broken Growth Formula

Addressing these challenges at any time would be difficult. To make matters even worse, however, they come at a moment when the developed world's traditional model of economic growth appears to be broken. This is partly a consequence of the Ponzi scheme itself. Economic growth is negatively affected by high levels of debt. In this respect, the tendency of the developed economies to fund today's living with future income has not only created the global Ponzi scheme—it has also severely undermined the ability to resolve it. But the broken growth model

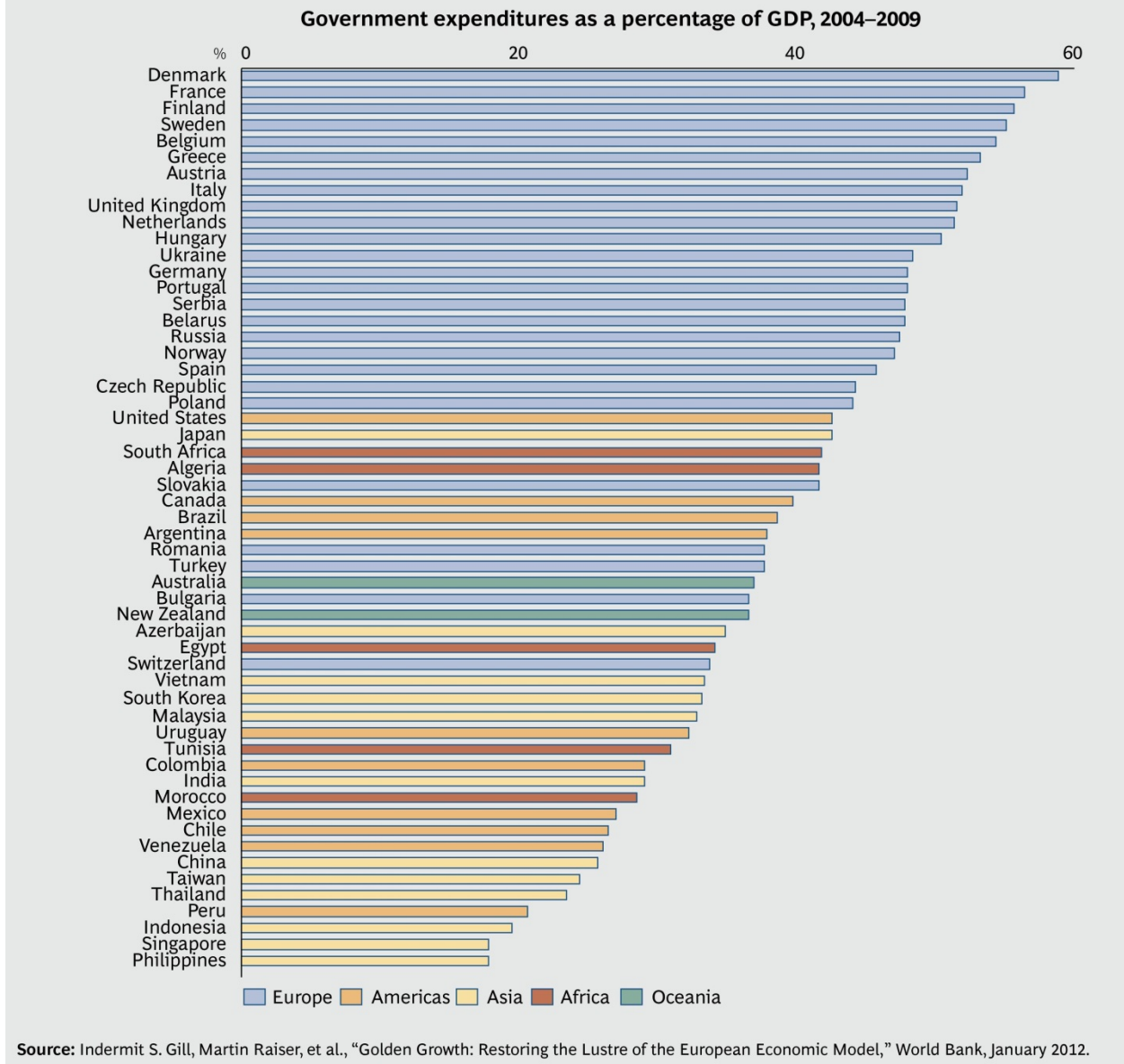
Outside the Box is a free weekly economic e-letter by best-selling author and renowned financial expert, John Mauldin. You can learn more and get your free subscription by visiting www.mauldineconomics.com

is also due to long-term demographic trends and other changes.

Debt's Drag on Growth. Economists Carmen Reinhart and Kenneth Rogoff have demonstrated that as soon as government debt crosses the threshold of roughly 90 percent of GDP, it begins to have a negative impact on an economy's growth rate.¹² In addition, the BIS has shown that the impact is similar for nonfinancial corporate debt and household debt, and that at least two of these three sectors have crossed the 90 percent threshold in most of the developed economies.¹³ (See *Collateral Damage: What Next? Where Next?—What to Expect and How to Prepare*, BCG Focus, January 2012.)

Oversized Public Sectors. The government's share in the economy, measured by government spending as a share of GDP, has a negative impact on economic growth as well. A recent study found that an increase in government size of 10 percentage points is associated with a lower growth rate of between 0.5 percent and 1 percent.¹⁵ In most European countries, government spending is currently about 40 percent of GDP or more, and in some countries, such as France and Denmark, it accounts for nearly 60 percent. (See Exhibit 3.) Even in the U.S., government spending's share of GDP is 40 percent. By contrast, the share of government spending in developing countries is between 20 and 40 percent.¹⁴ Oversized public sectors create an additional drag on future growth, amplifying the impact of too much debt.

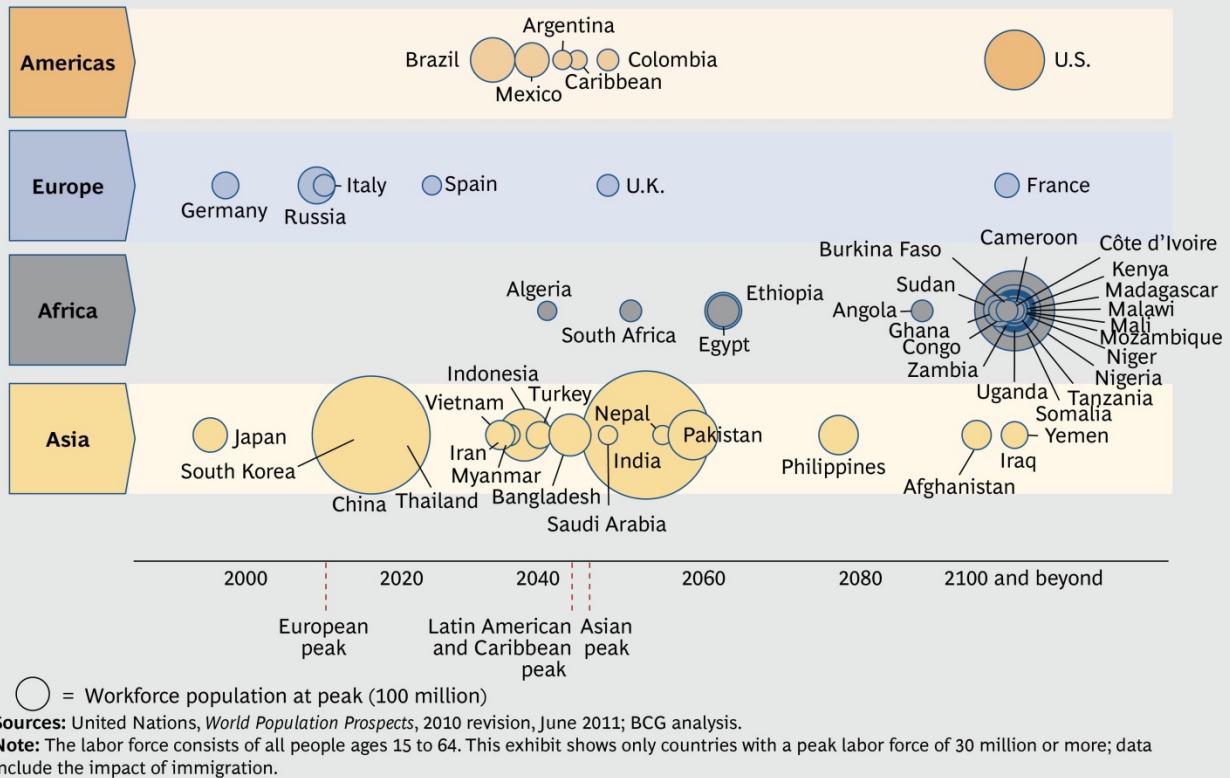
EXHIBIT 3 | Developed-World Government Spending Far Outpaces That of Other Countries



A Shrinking Workforce. A critical problem in the decades to come will be labor scarcity. This may seem strange given that many advanced economies are currently suffering from high unemployment. But according to projections by the United Nations, between 2012 and 2050, the working-age population between the ages of 15 and 64 in Western Europe will shrink by about 13 percent (to 15.8 million people). In Japan, it will drop by 30 percent (to 23.8 million people). The U.S. working-age population will grow slightly, at 0.4 percent per year, but that is slower than the annual growth rate of 1.1 percent over the past 20 years.¹⁶ The fewer people in the workforce, the less GDP generated and, therefore, the less income available to pay down existing debt.

This trend is not limited to the developed world. China and Russia will also see their workforce shrink by 2020. Meanwhile, the workforce in India, the rest of Asia, Latin America, and Africa will grow at least until 2040 and perhaps even beyond. (See Exhibit 4.)

EXHIBIT 4 | In Most Developed Economies, the Size of the Labor Force Is at or Near Its Peak

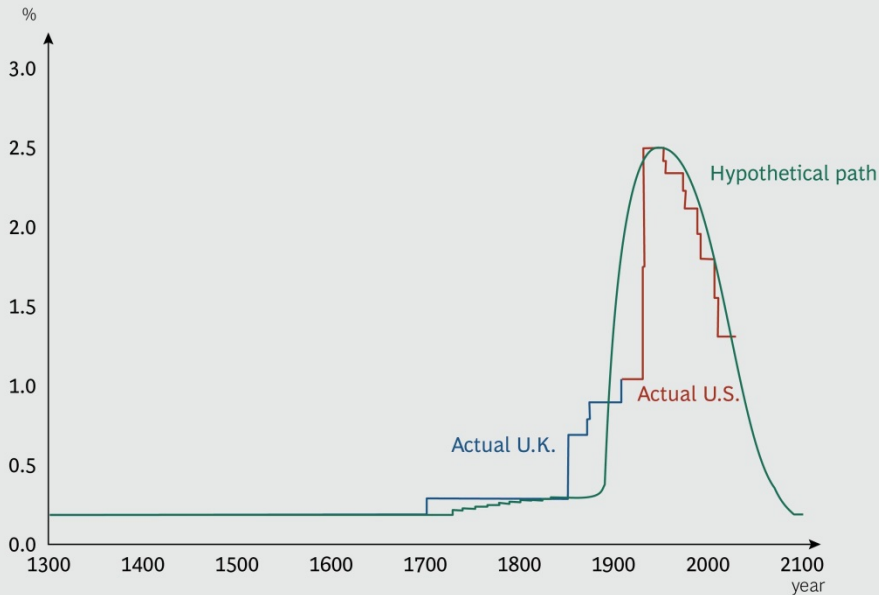


Slower Productivity Growth. Just as important as the number of available people in an economy’s workforce is the productivity of that workforce. Consistent increases in productivity have made possible the economic transformation of the developed world over the past 200 years and of emerging markets today. There are signs, however, that the rate of improvement in productivity is in decline. In a provocative paper, the renowned growth researcher Robert Gordon, of Northwestern University, makes a compelling case that growth in GDP per capita has been slowing since the middle of the twentieth century.¹⁷ He argues that “the rapid progress made over the last 250 years could well turn out to be a unique episode in human history.”

Diminishing Returns from Innovation. Of the factors Gordon cites for this phenomenon, the most important is diminishing returns from innovation. In the 1920s, the Russian economist Nikolai Kondratiev identified a pattern of economic growth consisting of successive “long waves” of economic development, in which periods of rapid growth were interspersed with periods of slower growth and financial crisis before a new cycle of growth began.¹⁸ Later, the Austrian economist Joseph Schumpeter showed how these long waves were associated with major advances in basic innovation—for example, the steam engine, electricity, and the automobile.

According to Gordon, the problem today is not merely that the incremental productivity impact of the most recent wave of innovation, associated with information technology and communications, has diminished in recent decades. Rather, he argues that the space for truly fundamental innovations that result in step-change improvements in living standards is getting smaller and smaller.¹⁹ As he puts it, the invention of indoor plumbing was orders of magnitude more important than the invention of the iPad, Twitter, and Facebook. (See Exhibit 5.)

EXHIBIT 5 | Has Growth in GDP per Capita Ended in the Developed World?



Source: Robert J. Gordon, "Is U.S. Economic Growth Over? Faltering Innovation Confronts the Six Headwinds," NBER Working Paper 18315, August 2012.

Note: Data show annual percentage growth in GDP per capita.

Of course, Gordon's view may underestimate the creative power of entrepreneurship to identify and bring to market productivity-enhancing innovations, as *The Economist* has recently argued.²⁰ Nevertheless, his view needs to be taken seriously. Innovation may continue to have a positive impact on GDP and living standards, but the marginal effect may very well be less significant in the future than it was in the past.

Deteriorating Education Systems. The deteriorating quality of education in most advanced countries also undermines future growth potential. Today, China produces more scientists every year than the U.S.—approximately 310,000 in 2010 compared with 255,000 in the U.S.—and about ten times the number of engineers (2.2 million).²¹ And the number of educated people is just one side of the coin. Asian countries regularly surpass developed nations in educational results. In 2009, when Chinese students (from Shanghai) were included for the first time in the OECD's triannual PISA (Programme for International Student Assessment) tests, they immediately ranked first.²²

Increasing differences in education *within* the countries of the developed world are an additional burden. In the U.S., the "achievement gap"—the performance difference between African Americans and Hispanics, on the one hand, and white and Asian Americans, on the other—has widened, leading to overall poorer results as the first two groups' share of the population grows.²³ The same holds true for most countries in Europe, where the descendants of immigrants from Turkey, Africa, and the Arab world tend to perform less well than nonimmigrants or the descendants of immigrants from other regions.²⁴ Unless these performance differences are addressed, it will be increasingly difficult for members of the next generation to compete with the rest of the world and with each other—let alone pay for the retirement of the current generation of baby boomers.

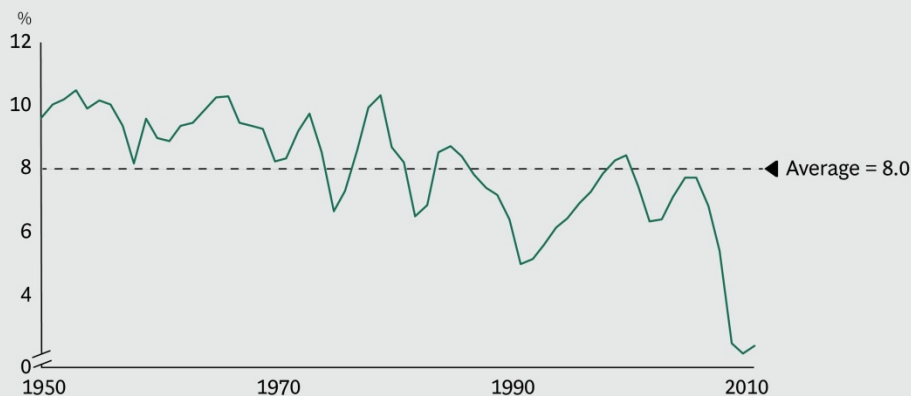
Systemic Underinvestment in the Asset Base. Any global traveler will have experienced how much progress the developing world has made in its investment in public and private infrastructure. At the same time, the public and private sectors in the developed world have underinvested in capital stock. This will have a negative impact as well, because capital investment is a key determinant of future productivity and income generation.

Outside the Box is a free weekly economic e-letter by best-selling author and renowned financial expert, John Mauldin. You can learn more and get your free subscription by visiting www.mauldineconomics.com

Despite record-high profit margins, businesses in the developed economies have significantly reduced their investment in new machinery and equipment.²⁵ A recent Goldman Sachs report argues that Europe has witnessed a decade of underinvestment, starting before the financial crisis and intensifying since then.²⁶ The average asset age increased to 10.3 years in 2011 from 7.4 years a decade before, representing an investment backlog of some €800 billion. The same trend holds true for U.S. companies. Nonfinancial corporate businesses in the U.S. show significantly higher savings levels compared with investments in almost every year since 2000; there is also a clear downward trend in net domestic fixed investments relative to GDP. (See Exhibit 6.)

EXHIBIT 6 | In the U.S., Net Fixed Investments Are Declining

U.S. net domestic fixed investments as a percentage of GDP, 1950–2011



Sources: Thomson Reuters Datastream; U.S. Bureau of Economic Affairs; BCG analysis.

Note: Net domestic fixed investments are fixed investments (purchases of residential and nonresidential structures and of equipment and software by private businesses, nonprofit institutions, and governments) minus consumption of fixed capital (the decline in the value of the stock of fixed assets due to wear and tear, obsolescence, accidental damage, and aging).

The End of Cheap Resources. Ever since the 1972 publication of *The Limits to Growth* by the Club of Rome, there has been an ongoing debate about how long the easy (and relatively economical) availability of the world’s natural resources will last. Some observers are confident that long-term declines in the price of raw materials (real prices have fallen by half since the 1860s) will continue, citing the fact that new raw-material deposits have been regularly found or substitutes identified.²⁷ Others, however, argue that the period of declining prices has come to an end.²⁸

On balance, it makes sense to assume structurally higher raw-material prices, notwithstanding constant and high volatility in the economic cycle. The speed of economic development in the emerging markets and the sheer number of people aspiring to a developed-world lifestyle support this view. Efforts to reduce energy consumption and carbon-dioxide emissions in order to protect the environment will lead to higher costs as well. And if the scenarios predicted by researchers are correct, the costs of dealing with the implications of climate change will only increase in the coming decades.²⁹

In conclusion, the availability of cheap natural resources, which for more than a century has been an enabler of productivity improvement, may be ending. Higher costs will lead to more global disputes over resources and fewer financial resources to pay down debt.

Intensifying International Competition and Rising Inequality. Globalization has brought the promise of economic prosperity to billions of people around the world. But it has also contributed to tougher international competition and the creation of new inequalities of wealth and income in the developed world. The growth in the global labor force continues to put pressure on labor costs in developed economies. At the same time, globalization is leading to increasing inequalities in income and wealth within countries, as some groups (such as investors) benefit more

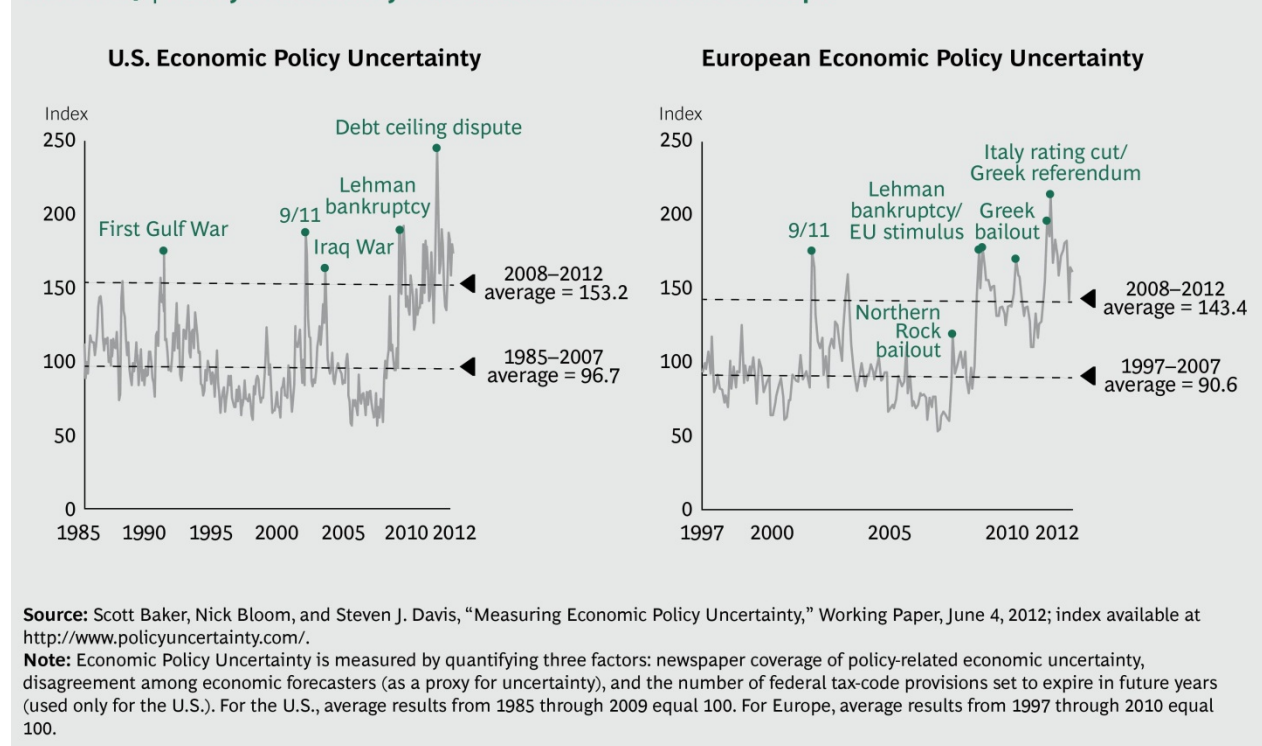
from increased globalization than others (such as manufacturing workers).

Income statistics highlight this development: between 1979 and 2007, the income of the average U.S. household grew by 62 percent. Over the same period, the income of the top 1 percent of households grew by an extraordinary 275 percent and the income of the rest of the top 20 percent grew by a slightly above-average 65 percent, while the income of the remaining U.S. households grew by less than 40 percent. The incomes of the lowest quintile grew by only 18 percent.³⁰

Inequality increases the risk of social unrest and declining support for capitalism and a free society. As University of Chicago economist and former IMF chief economist Raghuram Rajan points out, “Ultimately, a capitalist system that does not enjoy popular support loses any vestige of either democracy or free enterprise.”³¹

Paralyzing Uncertainty: The Costs of Not Acting. No one knows how long the developed world’s Ponzi scheme can go on without causing major social and economic breakdowns. As long as it does, however, economic uncertainty will remain high. One indicator of growing uncertainty is an index developed by economists Scott Baker and Nicholas Bloom, of Stanford University, and Steven Davis, of the University of Chicago.³² (See Exhibit 7.) Their “economic policy uncertainty index” shows not only that overall levels of uncertainty have risen since the financial crisis, but also that this uncertainty is increasingly driven by political disputes over economic issues rather than by events such as 9/11, for example, or military conflicts such as the First Gulf War. To the degree that politicians and other leaders fail to address the structural challenges described in this paper, the odds of economic paralysis go up.³³

EXHIBIT 7 | Policy Uncertainty Has Risen in the U.S. and Europe



The underlying issues cannot be ignored any longer. The developed world faces a day of reckoning. It is time to act.

Ten Steps Developed Economies Must Take

There are ten steps that developed economies must take to definitively end the era of Ponzi finance. Some are

Outside the Box is a free weekly economic e-letter by best-selling author and renowned financial expert, John Mauldin. You can learn more and get your free subscription by visiting www.mauldineconomics.com

sacrifices required of various stakeholders. Others are new social investments, both public and private, that are needed in order to return to a sustainable growth path.³⁴ Although there are tensions and tradeoffs among these steps, they are all necessary to put the developed economies on a more positive economic footing.

1. Deal with the debt overhang—immediately. A precondition to addressing the fallout of the unsustainable policies of recent decades is a fast cleanup of the debt overhang. In previous papers, my colleagues and I have discussed the various options for doing so.³⁵ Put simply, some combination of writeoffs and restructuring, austerity, higher taxes, and sizable inflation will be necessary.

The critical starting point is to accept the fact that many of today’s debts will never be repaid and to embrace debt restructuring and defaults. Current policies, designed to avoid that outcome, only postpone the ultimate resolution of the crisis and will result in even bigger losses down the road. Better to move quickly and act now, despite the likelihood of considerable near-term pain.

All stakeholders will have to contribute to the necessary cleanup. Creditors and holders of financial assets will have to accept losses. Taxpayers will have to accept higher taxes—with a special burden on the wealthy, because unless politicians begin to address the unequal distribution of income and wealth, they will not have the credibility to implement other painful measures needed to get the developed world back on track. As difficult as that will be, especially for those who have been prudent and saved for retirement, the sooner the developed economies bite the bullet, the sooner everyone will be able to repair their personal balance sheets before they retire. Otherwise, we risk experiencing a lost decade—or more—in which the fundamental underlying problems are not resolved and the value of current savings continually erodes.

2. Reduce unfunded liabilities. Once debt restructuring is under way and the broader public sees that wealthy owners of financial assets are contributing to the necessary cleanup, it should be easier for politicians to take another painful step: addressing openly and directly the trillions in unfunded liabilities that are weighing down budgets and balance sheets across the developed world. It will require a combination of several measures to bring these unfunded liabilities under control.

Raise the retirement age. As unpopular as this measure will be, it is the most important lever to reduce future costs. In an era of shrinking workforces, the math simply doesn’t work. The sooner the public knows what to expect, the sooner it will be able to plan for this scenario. Seen in this light, recent political initiatives toward earlier retirement, as we are currently witnessing in France, are extremely counterproductive.³⁶

Reduce social-insurance payments. Even with a higher retirement age, it will be necessary, at least in some developed countries, to also reduce future payouts. Again, the sooner the public has a clear picture of what the changes will be and when, the sooner it can begin to prepare for them.

Manage health care systems for greater efficiency. In many countries, especially the U.S., health care is the primary driver of increased government spending. But higher spending on health care is not necessarily a sign of better health outcomes. Although the U.S. spends 17.6 percent of GDP on health care, U.S. life expectancy is between 1.7 and 3 years less than it is in the U.K. (which spends only 9.6 percent of GDP on health care) and in France and Germany (which spend 11.6 percent).³⁷ The health care systems of the developed countries—and not just the U.S.—offer huge potential for more efficiency with no loss in effectiveness. (See “Health Reform Should Focus on Outcomes, Not Costs,” BCG article, October 2012.)

3. Increase the efficiency of government. Parallel to reductions in government spending on social-welfare benefits, another key to reducing government’s share of GDP and increasing economic growth is to make government itself more efficient. A smaller government sector does not necessarily mean a weaker government. By defining the right “rules of the road” for society and business, governments can set the tone and priorities for development in a more effective as well as a more efficient way.

Increase the efficiency of the social-welfare system. The administrative costs of welfare systems is an area ripe for rationalization. One change to consider is replacing traditional means testing, which can very quickly become highly bureaucratic and resource intensive, with a guaranteed minimum income. An idea supported in the past by liberals such as Martin Luther King Jr. and John Kenneth Galbraith, but also by conservatives such as Friedrich Hayek, Richard Nixon, and Milton Friedman, a guaranteed minimum income has the advantage of eliminating most procedures for means testing and freeing up resources traditionally used in the allocation and distribution of money.

Free up the public-sector workforce. It is also important to reduce the number of public employees as a percentage of the overall population. In a period when labor will become increasingly scarce, it is critical that as many people as possible actually generate GDP (rather than merely consuming and redistributing it). This is not to say that public-service employees do not contribute to the overall welfare of society. But in a world of scarcity, the tradeoffs become more visible. And government inefficiencies are significant, especially in European countries.³⁸

Implement structural reforms. Besides reforming social-welfare and retirement systems, it is important to maximize the economic potential of the economy. Therefore efforts to increase competition, by abolishing rules that block new entrants, and to increase the flexibility of labor markets need to be implemented fast. According to a study by the IMF, the growth potential of economies in Western Europe could be increased by 4.5 percent over five years through the adoption of such measures.³⁹

4. **Prepare for labor scarcity.** Countries need to start now to prepare for the coming era of labor scarcity. Doing so will require a series of initiatives to reduce the decline of the workforce.

Increase workforce participation by the elderly. In general, people will have to work longer, and the elderly will become a key component of the labor force. This change is beginning to happen already, driven primarily by the relative lack of well-educated and employable younger people. In the U.S., for example, the participation rate of workers age 65 years and older has increased significantly, from less than 11 percent of the total population in the mid-1980s to 16.7 percent in 2011.⁴⁰ Since the depths of the recession in 2009, the majority of jobs created—about 3.5 million out of the total of 4.2 million—have gone to workers older than 55.⁴¹ As this trend continues, however, there will be a need for increased investments in training and education, and businesses will have to adapt their processes to the needs of older people.

Increase workforce participation by women. Growing participation by women in the labor force has been a major source of economic growth in recent years in the developed world. And yet, in many countries, the share of women in the workforce is still below the high levels reached in Switzerland, Sweden, and Norway, where between 77 and 82 percent of all women work.⁴² Women should also be encouraged to study economically relevant subjects such as science and engineering.

Encourage family formation. Even as women enter the workforce, they should also be encouraged to have more children. Successfully addressing current economic woes will go a long way toward improving the fertility rate (experiences such as Germany's reunification demonstrate that birth rates are highly sensitive to the social and economic environment).⁴³ Of course, both increasing the participation of women in the workforce and encouraging larger families will require additional social investment in the form of widely available high-quality childcare.

5. **Develop smart immigration policy.** Even if developed countries take all these steps, it will still not be enough to reverse demographic trends. Therefore, these countries also need to become far more open and attractive to immigrants.

With the oldest native population and an immigrant population close to zero, Japan faces the most severe challenge.⁴⁴ But Germany also struggles to attract well-educated immigrants because of the language barrier. Although immigration to Germany has increased since the financial crisis (up 20 percent in 2011 and an

additional 15 percent in the first half of 2012), most of these immigrants are from countries in southern Europe such as Greece, Portugal, and Spain. This internal Eurozone migration only serves to weaken the economies of the periphery further; moreover, whatever economic benefits Germany gains from these new immigrants will likely be canceled out by the higher transfer payments that will be necessary to keep the weak economies in the periphery of the Eurozone from collapsing. From a European perspective, encouraging immigration from outside of Europe has to be the goal.

Even the U.S., which has long prided itself on being a nation of immigrants, needs to revise its policies. Since World War II, the U.S. system of higher education has attracted the world's best students, and the U.S. has benefited economically from their presence. For every 1 percentage point increase in foreign students in the U.S., there has been an increase in patents in the neighborhood of 9 to 18 percent.⁴⁵ And networks of immigrant entrepreneurs have played a central role in U.S. technological innovation, most notably in Silicon Valley, where more than half of start-ups have been founded or cofounded by Indian or Chinese entrepreneurs.

But in the years since 9/11, the U.S. has become far more restrictive, and as emerging markets have gained in attractiveness, a much larger share of foreign students are returning to their countries of origin. According to one survey of foreign graduates, “fewer than 10 percent of Indians and Chinese ‘strongly’ desire to stay in the U.S.”⁴⁶ In a two-speed world with diverging economic trends, the developed economies will compete against one another and with emerging markets for the same limited talent pool.

A smart immigration policy should focus on attracting well-educated and highly motivated people who want to build their own lives in their new country and contribute to its economic growth. A good model is Canada, where a full 20 percent of permanent residents are foreign born and immigration enjoys widespread public support.⁴⁷ Canadian immigration policy is highly selective: it has an economic orientation that aims to attract skilled individuals who will improve the human capital of the country's aging labor force. And it emphasizes both effective integration (settlement and integration policies include programs to facilitate entry into the labor market and mastery of both French and English) and permanent migration (to give both immigrants and Canada itself a stake in favorable long-term outcomes).⁴⁸

6. Invest in education. Education has to play a significant role in the future growth potential of the developed economies. Quality education will be the decisive factor in protecting and increasing GDP per capita. It is also the foundation of social mobility and a precondition to fully utilizing the innovative capabilities and entrepreneurial talent of a society's members. For both reasons, it needs to be another key target of social investment.

Improve average education levels. The developed world can no longer afford to let a sizable share of its youth lack access to quality education. Not everyone can become a top student, but raising the average level of education, notably in the basic skills of reading, writing, and math, will improve labor market access and reduce the social-welfare burden. Education systems such as Germany's, which directly link school with learning on the job, should be implemented in other countries as well.⁴⁹

Improve the quality of teaching. Not all investments in education necessarily improve the quality of education. After all, between 1970 and 2007, the U.S. government tripled spending on education in real terms—without any significant overall impact.⁵⁰ The one type of investment that has had a demonstrated impact however, is the education, training, and compensation of highly qualified teachers. As Finland's high-performing educational system shows, excellent teachers and modern technology are critical to improving student outcomes.⁵¹

Support top students to foster innovation and entrepreneurialism. Even as developed societies improve the average level of education, they also need to be better at identifying and supporting the most gifted students. Innovation and entrepreneurship are heavily skewed toward this small group, so governments must ensure that gifted students maximize their potential.⁵² The emerging economies are investing heavily in new universities—15 of the top 100 MBA programs in the world are in emerging markets.⁵³ The developed

economies need to act fast to remain an attractive destination for top students.

Encourage the study of topics relevant to future economic development. Finally, it will be important to direct students toward those subjects that are the most relevant to economic development, notably science and engineering. To some extent this will happen automatically, as students become aware of the attractiveness of the careers for which such studies prepare them. But the shift can be accelerated—for example, by limiting the available slots for less economically relevant subjects or by providing financial incentives for students to choose more economically relevant subjects.

7. Reinvest in the asset base. For more than a decade, the developed economies have reduced investments in public infrastructure and productive assets. Given the importance of the quality of capital stock to productivity and economic growth, it is time to reverse this trend.

Modernize public infrastructure. World-class infrastructure is an important precondition for economic development and national competitiveness. Airports, railway systems, highway networks, and energy grids need to be modernized and sized according to future demand. In order to minimize public debt, infrastructure modernization has to be done in cooperation with the private sector. Indeed, governments should involve the private sector not only in financing but also in the management of public projects; this will maximize efficiency by improving strategic planning and governance, reducing process complexity and time to completion, and improving prioritization and selection of projects.⁵⁴

Increase private-sector investment. Over the past few decades, Western multinationals have used their free cash flow mainly to invest in developing economies. Now that these investments are paying off, it is time for them to reinvest in the efficiency of production sites in their home markets and work off the investment backlog. Governments need to encourage private investment. Tax policies should make it more attractive to invest and less attractive to distribute—for example, by providing tax credits for domestic investment or by raising taxes on dividends. Structural reforms also have to be undertaken to remove labor market impediments to increased investment.

8. Increase raw-material efficiency. The age of cheap resources may have come to an end. Developed countries have to increase their efforts to decouple economic development from resource consumption.

Pursue alternative-energy technologies. Although almost half of new power capacity added worldwide in 2011 was in renewables, fossil fuels still contribute around 80 percent to the total power generated.⁵⁵ And with the discovery of new techniques for exploiting fossil fuels—take, for example, the shale-gas boom, which may turn the U.S. into a net exporter of energy—it will be tempting to slow the transition to renewables. But such solutions will only be temporary. Governments need to accelerate the transition to renewables through investments in national infrastructure and innovative pilot projects. Because of their very long investment horizons, ambitious and highly innovative projects such as Desertec (solar power plants in northern Africa intended to supply energy to Europe) and Masdar (a zero-waste, zero-carbon city for 40,000 citizens in the United Arab Emirates) rely on public funding.

Promote “material efficient” production and products. With energy and raw-material prices rising, it is a strategic priority for businesses to continuously improve the production efficiency of their supply chains.⁵⁶

Furthermore, companies need to invest in material-efficient products in order to satisfy changing consumer demands. Politicians should put in place effective policies so that efficient technologies are developed and applied by companies and consumers.

9. Cooperate on a global basis. Competition among countries will become more intense in the years to come. All countries will try to increase their exports; all will try to attract the best-educated immigrants; and all will try to secure scarce resources, from water to oil to commodities. This increased competition will pay dividends in the form of new and innovative products. But even as they compete, the world’s countries must also cooperate. The

problems of the developed economies can only be addressed in a cooperative way on a global scale. Otherwise, the world risks descending into a vicious circle of beggar-thy-neighbor economic policies leading to much lower growth and slower improvement of living conditions worldwide.

The emerging markets are not immune to the problems facing the developed world. After all, the developed economies are important markets for the export-driven economies of emerging markets. What's more, in recent decades, emerging-market countries have become significant creditors for the developed world. China alone holds more than \$1.2 trillion in U.S. Treasury bonds and, according to one investment research firm, had an estimated €500 billion to €600 billion in European sovereign debt in 2011.⁵⁷

Support economic restructuring in the developed world. The creditors have to help the debtors pay back their debts. This will require the deficit countries to run a trade surplus and the former surplus countries to run a deficit. The emerging economies need to adjust their business model, focusing less on export-based growth and more on domestic consumption. These countries might also support economic adjustment in the developed economies by participating in efforts to reduce the debt overhang in an orderly way through restructurings and redemption funds.

Support efforts to reduce energy and commodity intensity. In global efforts to reduce carbon-dioxide emissions like the Kyoto initiative, the emerging markets oppose restrictive rules that could hinder their economic development. Irrespective of the implications for global warming, the direct consequence of the unchecked growth of carbon-based technologies will be higher commodity prices, which will amplify the problems of the developed economies. In contrast, efforts to become more efficient in the use of energy and other commodities would dampen price pressures, greatly improve economic growth, and support the adjustment process. According to the International Energy Agency, if effective policies were put in place to realize the potential of all economically viable energy-efficiency measures known today, growth in global primary-energy demand could be halved by 2035 and cumulative economic output boosted by \$18 trillion.⁵⁸

10. Launch the next Kondratiev wave. Last but not least, the developed world needs to prove Robert Gordon wrong. By investing in a growing and highly productive workforce and making it easier for engineers and technologists to innovate and for entrepreneurs to start new businesses, the developed economies need to unleash a new Kondratiev wave of global economic development.

Remove hurdles to innovation. Many government policies in the developed world are designed to protect traditional industries, whether through subsidies or favorable regulation. This practice not only makes the inevitable decline of these industries more expensive to the economy and society as a whole, but also leads to a loss of future technologies and future industries. As hard as it will be to lose income and jobs in traditional sectors, efforts to postpone the inevitable always fail. In the new world, governments have neither the money nor the time to protect traditional industries from change. Removing hurdles to innovation also implies more active antitrust policies, as the high levels of profitability that many industries enjoy today could indicate a lack of competition.

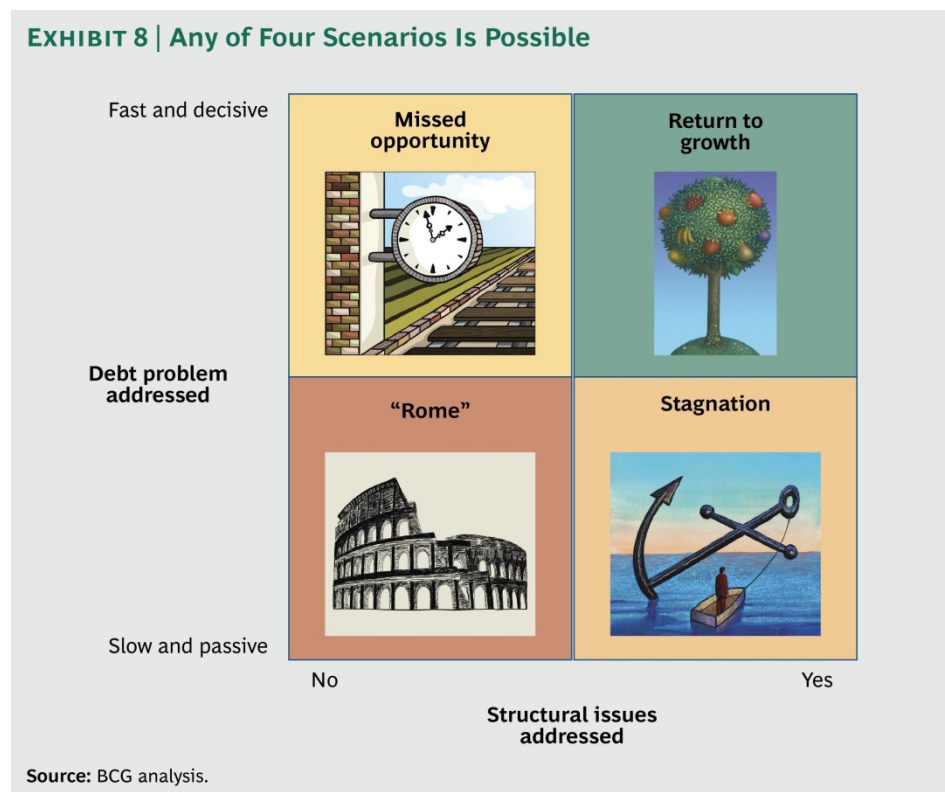
Encourage risk taking. Innovation tends to appeal to the young. Some of the most innovative companies—Apple, Google, Facebook, and Microsoft—were all founded by university students in their early twenties. Therefore, it is important for societies to encourage risk taking at a younger age and to make entrepreneurship more attractive and rewarding than working in other functions in the economy.

Increase social acceptance of innovation. In many developed countries, especially in Europe, the public has grown skeptical of innovation and new technologies. The classic example is biotechnology and its application in food production and in some parts of health care research. In our view, this resistance to innovation is largely a function of the average age of a country's population. The higher the average age, the more the population seems inclined to protect the status quo and be wary of the new. Leaders in these societies will have to persuade citizens that only increased innovation can help deal with the costs of demographic change if

overall levels of wealth are to be preserved.

Negotiating the Fallout

Implementing these ten steps is absolutely necessary to resolving the developed world's Ponzi scheme. Everything depends on a fast and decisive solution to the debt crisis. Politicians alone will never be able to embrace this agenda on their own—as Jean-Claude Juncker, prime minister of Luxembourg and president of the Euro Group said recently, “We all know what to do, we just don't know how to get re-elected after we have done it.” Therefore, they will need the active support of the business community and other stakeholders. Depending on how the elites of the developed world respond, there are four potential scenarios. (See Exhibit 8.)



If neither their debt problems nor their longer-term structural issues are addressed, the developed countries will face a secular crisis, with increasing social unrest and risks to democracy and the free market. Call this the Rome scenario.

If the developed world addresses its long-term structural issues but does not solve the immediate debt problem, then that debt will be a permanent drag on economic growth, resulting in reduced GDP per capita. This is the scenario of long-term economic stagnation.

If the developed world is able to eliminate the debt overhang in the near future but does not address its long-term structural issues, it will have missed an important opportunity. The result of this scenario of missed opportunity will be a sluggish recovery, increased social tensions, and reduced GDP per capita.

Finally, if the developed world both resolves the debt crisis quickly and undergoes a thorough structural adjustment, it will be able to return to a path of sustainable growth and social stability. Needless to say, the whole purpose of this paper has been to encourage the developed world to embrace this scenario of a return to growth.

How can senior executives navigate this uncertain future? The initial reaction—particularly from those who run companies that are active in global markets—might be to acknowledge the facts described here but to see no immediate relevance to their own business and strategy. Some might even say that the current strategy of expanding in emerging markets is sufficient to weather the storm. Although regional diversification has to be part of the answer, it will not be enough. In order to deal with the implications of the necessary adjustments and to benefit from the changes, companies have to do much more.

They have an enviable starting position. Despite the ongoing debt crisis in the developed world, companies in the U.S. enjoy record-high levels of profitability, with profits currently representing about 12 percent of GDP.⁵⁹ Profit margins of European companies have increased since 2008, returning in 2011 to 2005 levels.⁶⁰ Apart from 2006 and 2007, higher margins have not been recorded since 1981. It is only Spanish, Portuguese, and Greek companies that have been significantly affected by the broader macroeconomic situation.

But for how long will companies be in a position to earn such high margins—especially when private households and governments need to deleverage? Either the economic crisis will worsen or governments will increase taxes to deal with their debt problems. High profit levels will not be sustainable unless companies also find ways to contribute to the solution by identifying and investing in new opportunities for profitable growth.

Prepare for the new world. Management teams need to develop a point of view by developing a scenario of the coming years of change. Such a scenario should include, among other things, a two-speed economy with low growth in the developed world and higher growth in emerging markets; a greater propensity on the part of consumers to save and, therefore, to consume less; higher taxes; more cautious approaches to financing; and the paradoxical combination of low interest rates and high inflation risk.

Only by assessing the implications of such an environment for their organization will executives be able to define the right actions to take. They must review and stress test the corporate balance sheet. Inflation is likely, but a company's capital structure should also be able to weather a scenario in which severe constraints on financing return and demand falls, causing persistent low or even negative growth.

Protect the core. It is most important to protect the company's current position and competitive strength. The financial crisis is far from resolved, and the issues laid out in this paper will require significant action. Companies must reduce their vulnerability to shocks by reducing costs, creating a solid balance sheet with sufficient financial room to deal with another recession, and accelerating regional diversification to benefit from higher growth in other markets.

Be part of the solution. It will not be enough to lower costs and participate in growth in other regions. Companies need to play an important role in generating and supporting the required growth in the developed world.

New Products. Innovation will have to play an important role. The challenges of the future—increasing health-care costs, scarce resources, efforts to protect the environment—all require new answers and new products and services. Companies that contribute to the solution to these problems will be able to generate huge profits; they may even be part of the next industrial revolution.

New Business Models. The new world of less growth, less consumption, and older people will require new business models. There will be a need not only for different products but for different solutions to social problems. Companies should find ways to profit from economic and demographic trends. These trends will boost demand in some industries and change the demand structure in others.

New Ways of Doing Business. The changes described in this paper will result in new demands from the larger society. Companies should respond to these demands. For example, companies that adapt to the needs of older workers who have had to delay retirement will be helping to overcome the shortage of qualified labor and to increase workforce participation overall. Those companies that adapt first will have a competitive advantage

when the shortage of labor becomes more acute. Companies also need to review their performance targets. Sustainability will gain in importance and should be translated into tangible business-specific goals against which the performance of top management is measured.

The challenges described in this paper are far too big to be resolved by politicians alone. They require the whole of society to stand together, share the burden, and define the path forward. Company leaders must play an important role in this discussion. But they will have to look beyond their immediate business needs and shareholder interests. As the Ponzi scheme deflates, the only way to achieve a good outcome will be through cooperation.

NOTES

1. The similarities between Ponzi schemes and the ongoing economic interventions by states and central banks are discussed in “Planet Ponzi: The Danger Debt Poses to the Western World,” *Spiegel Online International*, January 5, 2012, <http://www.spiegel.de/international/world/ponzi-planet-the-danger-debt-poses-to-the-western-world-a-806772.html>. See also Mitch Feierstein, *Planet Ponzi* (Glacier USA, 2012).
2. Stephen G. Cecchetti, Madhusan S. Mohanty, and Fabrizio Zampolli, “The Real Effects of Debt,” Bank for International Settlements (BIS) Working Paper No. 352, September 2011, <http://www.bis.org/publ/work352.pdf>.
3. Hyman P. Minsky, “The Financial Instability Hypothesis,” in *The Elgar Companion to Radical Political Economy*, Philip Arestis and Malcolm C. Sawyer, eds. (U.K.: Edward Elgar Publishing, 1994).
4. In 2011, BCG calculated a debt overhang of €6.1 trillion for the Eurozone and €8.2 trillion for the U.S. The new calculation is comparable for the U.S. and 21 percent higher for the Eurozone, reflecting the growth of Eurozone debt since 2011. See *Collateral Damage: Back to Mesopotamia? The Looming Threat of Debt Restructuring*, BCG Focus, September 2011, https://www.bcgperspectives.com/content/articles/management_two_speed_economy_back_to_mesopotamia.
5. “US Households Are Not ‘Deleveraging’—They Are Simply Defaulting In Bulk,” Zero Hedge, October 15, 2012, <http://www.zerohedge.com/news/2012-10-15/us-households-are-not-deleveraging-they-are-simply-defaulting-bulk>.
6. For historical fertility rates, see “Children per Women Since 1800 in Gapminder World,” Gapminder, October 1, 2009, <http://www.gapminder.org/news/children-per-women-since-1800-in-gapminder-world/>. For current fertility rates, see U.S. Central Intelligence Agency, *The World Factbook 2012*.
7. For population forecasts by age group, see United Nations, *World Population Prospects*, 2010 revision, June 2011, <http://esa.un.org/wpp/Excel-Data/population.htm>.
8. Stephen G. Cecchetti, M.S. Mohanty, and Fabrizio Zampolli, “The Future of Public Debt: Prospects and Implications,” Bank for International Settlements (BIS) Working Paper No. 300, March 2010, <http://www.bis.org/publ/work300.pdf>.
9. Robert Novy-Marx and Joshua D. Rauh, “Public Pension Promises: How Big Are They and What Are They Worth?” *The Journal of Finance*, July 2011, http://econ.as.nyu.edu/docs/IO/14310/Rauh_20100310.pdf.
10. S&P Capital IQ, “Pension and Other Post-Retirement Benefits,” as reported for fiscal year 2011.
11. “GM Cutting Pension Obligations by \$26 Billion on Buyouts,” Bloomberg.com, June 2, 2012, <http://www.bloomberg.com/news/2012-06-01/gm-chief-hopes-to-return-to-investment-grade-within-year.html>.
12. Carmen M. Reinhart and Kenneth S. Rogoff, “Growth in a Time of Debt,” National Bureau of Economic Research (NBER) Working Paper No. 15639, January 2010, <http://www.nber.org/papers/w15639>.
13. Stephen G. Cecchetti et al., “The Real Effects of Debt.”
14. Andreas Bergh and Magnus Henrekson, “Government Size and Growth: A Survey and Interpretation of the Evidence,” *Journal of Economic Surveys*, Social Science Research Network, January 2011, http://papers.ssrn.com/sol3/papers.cfm?abstract_id=1734206.
15. Indermit Gill and Martin Raiser, “Golden Growth: Restoring the Lustre of the European Economic Model,” World Bank, January 2012, <http://web.worldbank.org/WBSITE/EXTERNAL/COUNTRIES/ECAEXT/0,,contentMDK:23069550~pagePK:146736~piPK:146830~theSitePK:258599,00.html>.
16. United Nations, *World Population Prospects*, 2010 revision, June 2011.
17. Robert J. Gordon, “Is U.S. Economic Growth Over? Faltering Innovation Confronts the Six Headwinds,” NBER Working Paper 18315, August 2012, <http://www.nber.org/papers/w18315>. The paper is also discussed in Marc Faber, “No Rational Thought Will Have a Rational Effect on a Man Who Has No Rational Attitude,” *The Monthly Market Commentary Report*, November 1, 2012, available at <http://www.gloomboomdoom.com>.
18. For a more detailed discussion of Kondratiev cycles, see *Collateral Damage Part 5: Confronting the New Realities of a World in Crisis*, BCG White Paper, March 2009, https://www.bcgperspectives.com/content/articles/management_two_speed_economy_confronting_new_realities_world_in_crisis/.
19. See also Martin Wolf, “Is Unlimited Growth a Thing of the Past?” *Financial Times*, October 2, 2012, <http://www.ft.com/cms/s/0/78e883fa-0bef-11e2-8032-00144feabdc0.html#axzz2E6aqKEiY>.
20. “Productivity and Growth: Was That It?” *The Economist*, September 8, 2012, <http://www.economist.com/blogs/freemexchange/2012/09/productivity-and-growth>.
21. See European Commission, Eurostat (figures for Europe and the U.S.), <http://epp.eurostat.ec.europa.eu/portal/page/portal/eurostat/home/>, and National Bureau of Statistics of China, <http://www.stats.gov.cn/english/>.
22. OECD, “PISA 2009 at a Glance,” 2010, <http://www.oecd.org/edu/preschoolandschool/programmeforinternationalstudentassessmentpisa/pisa2009ataglance.htm>.
23. Gordon, “Is U.S. Economic Growth Over?”

Outside the Box is a free weekly economic e-letter by best-selling author and renowned financial expert, John Mauldin. You can learn more and get your free subscription by visiting www.mauldineconomics.com

- 24 In Germany, for example, the overall performance of pupils is directly correlated with the number and origin of immigrants. A larger share of immigrants from Turkey, the Middle East, and Africa tend to be associated with significantly lower ability in reading and math. See Bertold Wigger and Georg-B. Fischer, "Die Zuwanderung macht die Differenz," *Frankfurter Allgemeine Zeitung*, October 19, 2012, <http://www.faz.net/aktuell/feuilleton/forschung-und-lehre/deutscher-grundschulvergleich-die-zuwanderung-macht-die-differenz-11927910.html>.
25. "Corporate Margins Reaching Record Levels," *Financial Times*, January 29, 2012, <http://www.ft.com/intl/cms/s/0/69373962-48d4-11e1-954a-00144feabdc0.html#axzz2E6aqKEiY>.
26. Goldman Sachs, "Spending the Way to Growth, Part 1: Capex," March 2012.
27. Dylan Grice, "Popular Delusions: Commodities for the Long Run? Not on Your Nellie—I'd Rather Eat Coal!!" Société Générale Global Strategy Alternative View, December 15, 2010.
28. See Jeremy Grantham, "Time To Wake Up: Days of Abundant Resources and Falling Prices Are Over Forever," *Jeremy Grantham's Quarterly Newsletter*, April 2011, available at <http://www.energybulletin.net/stories/2011-04-29/time-wake-days-abundant-resources-and-falling-prices-are-over-forever>, and "On the Road to Zero Growth," *GMO Quarterly Letter*, November 2012, http://www.gmo.com/websitecontent/JG_LetterALL_11-12.pdf.
29. DARA, *Climate Vulnerability Monitor: A Guide to the Cold Calculus of a Hot Planet*, 2nd ed., Fundación DARA Internacional, 2012, <http://daraint.org/climate-vulnerability-monitor/climate-vulnerability-monitor-2012/>. The report estimates the carbon economy and climate-related net losses for 2010 at 1.6 percent of global GDP and forecasts an increase to 3.2 percent by 2030. See also Thomas C. Peterson, Peter A. Stott, and Stephanie Herring, "Explaining Extreme Events of 2011 from a Climate Perspective," *Bulletin of the American Meteorological Society*, July 2012, <http://journals.ametsoc.org/doi/abs/10.1175/BAMS-D-12-00021.1>.
30. Martin Wolf, "Romney Would Be a Backward Step," *Financial Times*, October 30, 2012, <http://www.ft.com/intl/cms/s/0/14054388-1f77-11e2-b273-00144feabdc0.html#axzz2E6aqKEiY>. The numbers can be found in U.S. Congressional Budget Office, *Trends in the Distribution of Household Income Between 1979 and 2007*, October 2007, <http://www.cbo.gov/publication/42729>.
31. Raghuram Rajan, "Legitimacy Rests on Restoring Opportunity," *Financial Times*, October 17, 2012, <http://www.ft.com/intl/cms/s/0/c1b96d02-184b-11e2-80e9-00144feabdc0.html>.
32. Scott Baker, Nick Bloom, and Steven J. Davis, "Measuring Economic Policy Uncertainty," Working Paper, June 4, 2012, http://www.aei.org/files/2012/10/02/measuring-economic-policy-uncertainty_145200643907.pdf. The index is available at <http://www.policyuncertainty.com/>.
33. The Japanese financial-services group Nomura recently estimated that additional uncertainty, defined as a one-standard-deviation increase in the dispersion of earnings forecasts for companies in the S&P 500 index, is associated with a 4.9 percent fall in fixed investments and a 0.5 percent fall in GDP over one year. See "Economics Must Heed Political Risk," *Financial Times*, November 6, 2012, <http://www.ft.com/intl/cms/s/0/73e2e428-2804-11e2-afd2-00144feabdc0.html#axzz2E6aqKEiY>.
34. For a more general discussion of the ingredients for sustainable economic development and suggested measurement methodology, see *Introducing the BCG Sustainable Economic Development Assessment: From Wealth to Well-being*, BCG report, November 2012; https://www.bcgperspectives.com/content/articles/public_sector_globalization_from_wealth_to_well_being/.
35. See, for example, *Collateral Damage: Stop Kicking The Can Down The Road; The Price of Not Addressing the Root Causes of the Crisis*, BCG Focus, August 2011, https://www.bcgperspectives.com/content/articles/management_two_speed_economy_collateral_damage_10_stop_kicking_can/, and *Collateral Damage: Back to Mesopotamia? The Looming Threat of Debt Restructuring*, BCG Focus, September 2011, https://www.bcgperspectives.com/content/articles/management_two_speed_economy_back_to_mesopotamia/.
36. See "French President Francois Hollande Cuts Retirement Age," *The Telegraph*, June 6, 2012, available at <http://uk.finance.yahoo.com/news/french-president-francois-hollande-cuts-155410544.html>, and "France Gives Workers More Benefits," *The Wall Street Journal*, June 6, 2012, <http://online.wsj.com/article/SB10001424052702303753904577450000181349894.html>.
37. OECD, *OECD Health Data 2012*, June 2012, <http://www.oecd.org/health/healthpoliciesanddata/oecdhealthdata2012.htm>, and U.S. Central Intelligence Agency, "Life Expectancy at Birth" in *The World Factbook 2012*, <https://www.cia.gov/library/publications/the-world-factbook/rankorder/2102rank.html>.
38. António Afonso, Ludger Schuknecht, and Vito Tanzi, "Public Sector Efficiency: An International Comparison," *Public Choice*, June 2005; <http://link.springer.com/article/10.1007%2Fs11127-005-7165-2?LI=true>.
39. Bergljot Barkbu, Jesmin Rahman, Rodrigo Valdés, et al., "Fostering Growth in Europe Now," IMF Staff Discussion Note, June 18, 2012, <http://www.imf.org/external/pubs/ft/sdn/2012/sdn1207.pdf>.
40. U.S. Bureau of Labor Statistics, "Labor Force Participation of Seniors, 1948–2007," July 29, 2008, <http://www.bls.gov/opub/ed/2008/jul/wk4/art02.htm>, and "Labor Force Statistics from the Current Population Survey," Table 3 (Employment status of the civilian noninstitutional population by age, sex, and race), 2011, <http://www.bls.gov/cps/cpsaat03.htm>.
41. "Chart Of The Day: 55 And Under? No Job For You," Zero Hedge, October 24, 2012, <http://www.zerohedge.com/news/2012-10-24/chart-day-55-and-under-no-job-you>.
42. OECD, OECD.StatExtracts, Annual Labour Force Statistics summary tables, (female civilian labor force as a percent of the population aged 15–64), http://stats.oecd.org/Index.aspx?DatasetCode=ALFS_SUMTAB/.
43. Jonathan Grant et al., "Low Fertility and Population Ageing: Causes, Consequences, and Policy Options," RAND Corporation Monograph Series, 2004, <http://www.rand.org/pubs/monographs/MG206.html>.
44. In 2006, the immigrant population in Japan was only 1.6 percent of the total population. See United Nations Department of Economic and Social Affairs, *International Migration Report 2006: A Global Assessment*, October 2006, http://www.un.org/esa/population/publications/2006_MigrationRep/report.htm.
45. "U.S. Immigration Policy Is Killing Innovation," *Financial Times*, October 21, 2012, <http://www.ft.com/intl/cms/s/2/0696fe26-19d7-11e2-a379-00144feabdc0.html>.
46. "U.S. Immigration Policy Is Killing Innovation."
47. In 2006, Canada had an immigrant population of 19 percent, compared with 13 percent in the U.S., 12 percent in Germany, 11 percent in Spain and France, and 9 percent in the U.K. And a 2010 survey found that only 27 percent of Canadians perceived immigration to be a problem rather than an opportunity, compared with 52 percent of U.S. respondents and 42 to 65 percent of French, German, Italian, and British respondents. See United Nations Department of Economic and Social Affairs, *International Migration Report 2006: A Global Assessment*, October 2006, http://www.un.org/esa/population/publications/2006_MigrationRep/report.htm, and German Marshall Fund of the United States, *Transatlantic Trends:*

Immigration, Key Findings 2010, http://trends.gmfus.org/files/archived/immigration/doc/TTI2010_English_Key.pdf.

48. Irene Bloemraad, "Understanding 'Canadian Exceptionalism' in Immigration and Pluralism Policy," Migration Policy Institute, July 2012; <http://www.migrationpolicy.org/pubs/CanadianExceptionalism.pdf>.

49. The German system of vocational education is a best practice. See "Vocational Education: The Missing Link in Economic Development, BCG article, October 2012; https://www.bcgperspectives.com/content/articles/education_public_sector_vocational_education/. However, it should not be confused with the general German school system, which still produces a high number of dropouts who are not able to access apprenticeship programs because of a lack of basic skills.

50. Andrew J. Coulson, "Has Federal Involvement Improved America's Schools?" Cato Institute, November 5, 2009, <http://www.cato.org/publications/commentary/has-federal-involvement-improved-americas-schools>.

51. Linda Darling-Hammond, "What We Can Learn from Finland's Successful School Reform," National Education Association, 2010, <http://www.nea.org/home/40991.htm>. World Bank data on the pupil-teacher ratio (in primary education) show that Finland lowered its ratio from 22.2 in 1971 to 13.6 in 2009.

52. Gregory Park, David Lubinski, and Camilla P. Benbow, "Ability Differences Among People Who Have Commensurate Degrees Matter for Scientific Creativity," *Psychological Science*, October 2008, <http://pss.sagepub.com/content/19/10/957.abstract>.

53. Global MBA Rankings 2012, Financial Times, <http://rankings.ft.com/businessschoolrankings/global-mba-rankings-2012>.

54. See *The Global Infrastructure Challenge*, BCG White Paper, July 2010, https://www.bcgperspectives.com/content/articles/engineered_product_project_business_public_sector_global_infrastructure_challenge/.

55. Renewable Energy Policy Network for the 21st Century, *Renewables Global Status Report*, June 2012, <http://www.ren21.net/default.aspx?tabid=5434>.

56. World Economic Forum, *More with Less: Scaling Sustainable Consumption and Resource Efficiency*, January 2012, <http://www.weforum.org/reports/more-less-scaling-sustainable-consumption-and-resource-efficiency>.

57. "China—Nicht der erhoffte weiße Ritter," Deutsche Bank Research, September 16, 2011, [http://www.dbresearch.de/servlet/reweb2.ReWEB?document=PROD000000000278579&rwnode=DBR_INTERNET_DE-PROD\\$RSNN000000000135649&rwobj=ReDisplay.Start.class&rwsite=DBR_INTERNET_DE-PROD](http://www.dbresearch.de/servlet/reweb2.ReWEB?document=PROD000000000278579&rwnode=DBR_INTERNET_DE-PROD$RSNN000000000135649&rwobj=ReDisplay.Start.class&rwsite=DBR_INTERNET_DE-PROD), and "China Says Willing to Buy EU Bonds Amid Worsening Crisis," Reuters, August 30, 2012, <http://www.reuters.com/article/2012/08/30/us-china-europe-idUSBRE87T0BY20120830>.

58. International Energy Agency, *World Energy Outlook*, November 2012, <http://www.worldenergyoutlook.org/>.

59. U.S. Bureau of Economic Analysis, "Gross Domestic Product: Second Quarter of 2012 (third estimate); Corporate Profits: Second Quarter of 2012 (revised estimate)," press release, September 27, 2012, http://www.bea.gov/newsreleases/national/gdp/2012/pdf/gdp2q12_3rd.pdf.

60. According to Thomson Reuters Datastream, EBIT margins for European listed companies reached 13 percent in 2010 and 2011.

Copyright 2012 John Mauldin. All Rights Reserved.

Share Your Thoughts on This Article

Post a Comment

Like *Outside the Box*? Then we think you'll love John's premium product, *Over My Shoulder*. Each week John Mauldin sends his *Over My Shoulder* subscribers the most interesting items that he personally cherry picks from the dozens of books, reports, and articles he reads each week as part of his research. [Learn more about *Over My Shoulder*](#)

Outside the Box is a free weekly economic e-letter by best-selling author and renowned financial expert, John Mauldin. You can learn more and get your free subscription by visiting <http://www.mauldineconomics.com>.

Please write to subscribers@mauldineconomics.com to inform us of any reproductions, including when and where copy will be reproduced. You must keep the letter intact, from introduction to disclaimers. If you would like to quote brief portions only, please

Outside the Box is a free weekly economic e-letter by best-selling author and renowned financial expert, John Mauldin. You can learn more and get your free subscription by visiting www.mauldineconomics.com

reference <http://www.mauldineconomics.com>.

To subscribe to John Mauldin's e-letter, please click here: <http://www.mauldineconomics.com/subscribe/>

To change your email address, please click here: <http://www.mauldineconomics.com/change-address>

If you would ALSO like changes applied to the Mauldin Circle e-letter, please include your old and new email address along with a note requesting the change for both e-letters and send your request to compliance@2000wave.com.

To unsubscribe, please refer to the bottom of the email.

Outside the Box and JohnMauldin.com is not an offering for any investment. It represents only the opinions of John Mauldin and those that he interviews. Any views expressed are provided for information purposes only and should not be construed in any way as an offer, an endorsement, or inducement to invest and is not in any way a testimony of, or associated with, Mauldin's other firms. John Mauldin is the Chairman of Mauldin Economics, LLC. He also is the President of Millennium Wave Advisors, LLC (MWA) which is an investment advisory firm registered with multiple states, President and registered representative of Millennium Wave Securities, LLC, (MWS) member FINRA, SIPC. MWS is also a Commodity Pool Operator (CPO) and a Commodity Trading Advisor (CTA) registered with the CFTC, as well as an Introducing Broker (IB) and NFA Member. Millennium Wave Investments is a dba of MWA LLC and MWS LLC. This message may contain information that is confidential or privileged and is intended only for the individual or entity named above and does not constitute an offer for or advice about any alternative investment product. Such advice can only be made when accompanied by a prospectus or similar offering document. Past performance is not indicative of future performance. Please make sure to review important disclosures at the end of each article. Mauldin companies may have a marketing relationship with products and services mentioned in this letter for a fee.

Note: Joining the Mauldin Circle is not an offering for any investment. It represents only the opinions of John Mauldin and Millennium Wave Investments. It is intended solely for investors who have registered with Millennium Wave Investments and its partners at www.MauldinCircle.com or directly related websites. The Mauldin Circle may send out material that is provided on a confidential basis, and subscribers to the Mauldin Circle are not to send this letter to anyone other than their professional investment counselors. Investors should discuss any investment with their personal investment counsel. John Mauldin is the President of Millennium Wave Advisors, LLC (MWA), which is an investment advisory firm registered with multiple states. John Mauldin is a registered representative of Millennium Wave Securities, LLC, (MWS), an FINRA registered broker-dealer. MWS is also a Commodity Pool Operator (CPO) and a Commodity Trading Advisor (CTA) registered with the CFTC, as well as an Introducing Broker (IB). Millennium Wave Investments is a dba of MWA LLC and MWS LLC. Millennium Wave Investments cooperates in the consulting on and marketing of private and non-private investment offerings with other independent firms such as Altegris Investments; Capital Management Group; Absolute Return Partners, LLP; Fynn Capital; Nicola Wealth Management; and Plexus Asset Management. Investment offerings recommended by Mauldin may pay a portion of their fees to these independent firms, who will share 1/3 of those fees with MWS and thus with Mauldin. Any views expressed herein are provided for information purposes only and should not be construed in any way as an offer, an endorsement, or inducement to invest with any CTA, fund, or program mentioned here or elsewhere. Before seeking any advisor's services or making an investment in a fund, investors must read and examine thoroughly the respective disclosure document or offering memorandum. Since these firms and Mauldin receive fees from the funds they recommend/market, they only recommend/market products with which they have been able to negotiate fee arrangements.

PAST RESULTS ARE NOT INDICATIVE OF FUTURE RESULTS. THERE IS RISK OF LOSS AS WELL AS THE OPPORTUNITY FOR GAIN WHEN INVESTING IN MANAGED FUNDS. WHEN CONSIDERING ALTERNATIVE INVESTMENTS, INCLUDING HEDGE FUNDS, YOU SHOULD CONSIDER VARIOUS RISKS INCLUDING THE FACT THAT SOME PRODUCTS: OFTEN ENGAGE IN LEVERAGING AND OTHER SPECULATIVE INVESTMENT PRACTICES THAT MAY INCREASE THE RISK OF INVESTMENT LOSS, CAN BE ILLIQUID, ARE NOT REQUIRED TO PROVIDE PERIODIC PRICING OR VALUATION INFORMATION TO INVESTORS, MAY INVOLVE COMPLEX TAX STRUCTURES AND DELAYS IN DISTRIBUTING IMPORTANT TAX INFORMATION, ARE NOT SUBJECT TO THE SAME REGULATORY REQUIREMENTS AS MUTUAL FUNDS, OFTEN CHARGE HIGH FEES, AND IN MANY CASES THE UNDERLYING INVESTMENTS ARE NOT TRANSPARENT AND ARE KNOWN ONLY TO THE INVESTMENT MANAGER. Alternative investment performance can be volatile. An investor could lose all or a substantial amount of his or her investment. Often, alternative investment fund and account managers have total trading authority over their funds or accounts; the use of a single advisor applying generally similar trading programs could mean lack of diversification and, consequently, higher risk. There is often no secondary market for an

Outside the Box is a free weekly economic e-letter by best-selling author and renowned financial expert, John Mauldin. You can learn more and get your free subscription by visiting www.mauldineconomics.com

investor's interest in alternative investments, and none is expected to develop.

All material presented herein is believed to be reliable but we cannot attest to its accuracy. Opinions expressed in these reports may change without prior notice. John Mauldin and/or the staffs may or may not have investments in any funds cited above as well as economic interest. John Mauldin can be reached at 800-829-7273.